


Create a login ID and PIN.

https://prd-wlssb.temple.edu/prod8/bwskalog.P_DisplLoginNon



HELPS | EXIT | CITY

Temple University Application for Admission

Important Information

Undergraduate Application:	Graduate Applications:	Intensive English Language Program (IELP):
<ul style="list-style-type: none">• Spring<ul style="list-style-type: none">◦ Freshman and transfer deadline: Dec 1• Fall<ul style="list-style-type: none">◦ Early Action (freshman only): Nov 1◦ Health Information Management (transfers only): Feb 15◦ Nursing: Feb 15◦ Freshman deadline (Rolling Admissions): Mar 15◦ Transfer deadline: Jun 1	<ul style="list-style-type: none">• Applications are now being accepted for the Spring, Summer and Fall 2015 semesters.	<ul style="list-style-type: none">• Apply to IELP

If this is your first time here, you must [create an account before you begin](#).

If you are a returning user enter your Login ID and PIN and then select Login. [Forgot your LoginID and/or PIN?](#)


Login ID:

PIN:

[First time user account creation](#)

Release: 8.7

© 2015 Elucian Company L.P. and its affiliates.



Select options from pull down menu and hit continue. Move through the next few pages which are fairly straightforward (application type, name).

https://prd-wlssb.temple.edu/prod8/bwskalog.P_DispChoices

HELP | EXIT

Apply for Admission

Before you begin, read the sections below that apply to you to ensure you understand what you need to know *before* beginning your application.

Undergraduate Requirements:

Graduate Requirements:

Non-Degree Requirements:

Online Requirements:

Are you a US citizen or permanent resident?

Please Select

Please Select

Application Level:

Continue

[Return to Application Menu](#)

RELEASE: 8.3

© 2015 Ellucian Company L.P. and its affiliates.

Once you arrive at the Application Checklist, the system can be a bit buggy and not let you go back.

You must fill out information in the following fields (circled in red): name, planned course of study, personal information, permanent address, mailing address, statement of goals, and additional information.

You don't need to enter info in the previous college, activities and awards, and previous employer (make sure to include that information in your resume).

Application Checklist

Use this checklist to complete each section of the application. You can save your application unfinished and return at any time to complete it by selecting the **Finish Later** button.

Name	Previous College
Planned Course of Study	Activities & Awards
Personal Information	Previous Employer
Permanent Address	Statement of Goals
Mailing Address	Additional Information

Application is Complete Finish Later

Temple University Graduate School

Only fill out fields marked with a red star.



Personal Information (Checklist item 3 of 10)

Enter your Personal Information. If you enter your e-mail address you will need to verify it by entering it again.

Errors occurred. Please try again.
Missing required data, please enter.

* - indicates a required field.

SSN (XXXXXXXX):*	<input type="text"/>	← You must enter SSN.
Birth Date:*	Month <input type="text" value="None"/> Day <input type="text" value="None"/> Year (YYYY) <input type="text"/>	← You must enter Birth Date.
Gender:*	<input type="radio"/> Male <input type="radio"/> Female	← You must enter Gender.
U.S. Citizenship Status:*	<input type="text" value="None"/>	← You must choose U.S. Citizenship Status.
Email:*	<input type="text"/>	← You must enter Email.
Verify e-mail address:*	<input type="text"/>	← You must enter Verify e-mail address.

What is your ethnicity?

- Hispanic or Latino
- Not Hispanic or Latino

Select one or more races to indicate what you consider yourself to be.

American Indian or Alaska Native	Asian	Black or African American	Native Hawaiian or Other Pacific Islander	White
<input type="checkbox"/> American Indian or Alaska Native	<input type="checkbox"/> Asian	<input type="checkbox"/> Black or African American	<input type="checkbox"/> Native Hawaiian or Other Pacific Islander	<input type="checkbox"/> White

U.S. State of Legal Residence

For the statement of goals text box, you can enter “document uploaded directly to department of chemistry” if you have completed the online department application.



HELP | EXIT

Statement of Goals (Checklist item 9 of 10)

Your answer can be up to 32,000 characters long. You may prepare your essay outside of this application, in Microsoft Word for example, and then copy and paste it in here when it is completed.

* - indicates a required field.

Please enter your statement of goals*

Document uploaded directly to department of chemistry

Checklist

Continue

Finish Later

[Return to Checklist without saving changes](#)

RELEASE: 8.5.1.2

© 2015 Ellucian Company L.P. and its affiliates.

Once you have finished, click the application is complete button.

Application Checklist

Use this checklist to complete each section of the application. You can save your application unfinished and return at any time to complete it by selecting the **Finish Later** button.

<input checked="" type="checkbox"/> Name	<input checked="" type="checkbox"/> Previous College
<input checked="" type="checkbox"/> Planned Course of Study	<input checked="" type="checkbox"/> Activities & Awards
<input checked="" type="checkbox"/> Personal Information	<input checked="" type="checkbox"/> Previous Employer
<input checked="" type="checkbox"/> Permanent Address	<input checked="" type="checkbox"/> Statement of Goals
<input checked="" type="checkbox"/> Mailing Address	<input checked="" type="checkbox"/> Additional Information

Temple University Graduate School

RELEASE: 8.7

© 2015 Ellucian Company L.P. and its affiliates.

Agree with the admissions agreement

Admissions Agreement

You must agree to the terms below, or you will be directed back to the Application Menu page and your application will not be submitted. If you have questions, contact information can be found in the HELP link above.

I understand that withholding information requested on this application, including attendance at any other institution, or giving false information may make me ineligible for admission to the university or subject to dismissal. I have read this application and certify that the statements I have made on this application are correct and complete, including a report of all college work attempted or completed.

RELEASE: 8.7

© 2015 Ellucian Company L.P. and its affiliates.

Now you will get to the payment screen, where you can enter your credit card info.

https://quikpayasp.com/template2/admissions/graduate/guest_payer.do?orderNumber=A-4877505-1W-BT-201536&orderType=GradApp Deposit&orderDescription=Willets Katherine&amountDue=6000&redirectUrl=https://prd-wlssb.temple.edu



Temple Admissions Payer

[Privacy Policy](#) [Log Off](#)

[Make Payment](#)

Enter Payment Amount

Please enter in the amount you want to pay and click "Continue" button.

Account: **Willets Katherine**
Payment Amount: \$60.00
Payment Method:




Copyright © 2001 - 2015. *Netnet Business Solutions, Inc.* All rights reserved.
QuikPAY is a registered trademark of *Netnet Business Solutions, Inc.*



Once you finish entering payment information, you are done!

Make sure to mail in transcript and have GRE scores sent to

Jason Pfeffer
Temple University
CST: Dean's Office
1803 North Broad Street
400 Carnell Hall
Philadelphia, PA 19122



Next Steps

Dear Katherine,

Thank you for submitting your application for graduate study to Temple University. We are pleased to learn of your interest in our graduate programs.

The Graduate School website can serve as an invaluable tool during the admissions process. Information about the application requirements for your specific program can be found in the Graduate Bulletin.

Our "How to Apply" page includes information on mailing in your other application materials.

Please allow at least two weeks for the department to begin processing your application. You can check the status of your application online using your login ID and PIN on the application website, or via your TUportal account. If you have not received an invitation to join TUportal, you will soon receive an email with instructions.

If you have specific questions about application requirements that are not answered by the Graduate Bulletin, please contact directly the department to which you applied. They can best respond to your query.

Best of luck!

Sincerely,

Temple University Graduate School

kwillets/1

[Return to Application Menu](#)